

# Omnia ULI P

Fan coils with Inverter Brushless motor (EC)  
Wall/ceiling installation for residential use



Aermec is participating in the EUROVENT Program : FCH  
The related products can be found at the website  
[www.eurovent-certification.com](http://www.eurovent-certification.com)



Variable Multi Flow

VMF



## Features

Recessed fan coils with inverter technology for heating, cooling, and dehumidifying. Equipped with state of the art ventilation unit with continuous modulation of the air flow rate, which allows for precise adaptation of the actual indoor ambient requirements without temperature oscillations, for increased comfort, also in terms of noise, and electric saving. It can be installed on 2-pipe systems and combined with any heat generator also at low temperatures. Choosing the optimal solution for any requirement is easy thanks to the various versions available and possibility of horizontal or vertical installation.

- **Versions without thermostat on board:**  
**ULI-P:** wall/ceiling mounted without cabinet.  
**ULI-PAF:** Wall/ceiling mounted without cabinet with front intake

- **Cleaning the fan:** Omnia fan coils allow you to clean the fan more easily. Now the fan screw feeder (blade casing) can be opened to allow you to clean the blades periodically.
- **Cleaning the condensate drip tray:** The new condensate drip tray of the Omnia fan coils fixing system allows you to clean it more easily. This important solution prevents, in the long term, bacteria, germs, and mould from forming in the drip tray, due to the presence of humidity condensate in the air.
- **Electro-statically pre-charged filter:** Omnia fan coils are equipped, as per standard, with electro-statically pre-charged filters. These filters absorb and hold airborne dust due to their special construction. This ideal system guarantees healthy air for the entire family.
- **Silent operation:** The special centrifugal coils with Brushless motor with 0-100% continuous speed vari-

ation provide Omnia fan coils with extremely silent ventilation and guarantee acoustic comfort thanks to the absence of noise peaks.

- Reversibility of hydraulic connections during installation
- Low pressure drop in heat exchange coils
- Easy installation and maintenance.
- Air filter with easy extraction and cleaning.

## Accessories

### Thermostat

- **WMT21:** Electronic thermostat for wall/ceiling installation
- **SWAI:** Water temperature probe for WMT21 panels (2 m cable length)

### VMF system

- **VMF-E18:** Thermostat for serial communication
- **VMF-E4:** The wall user interface allows you to control the functions via capacitive touch keyboard.
- **VMF-E5:** The wall recessed panel allows you to control the functions of a complete hydronic system via capacitive touch keyboard.

**For further information on the thermostats and VMF system, refer to the documentation available at [www.aermec.com](http://www.aermec.com)**

- **BC:** Auxiliary condensate drip tray. BC10 for vertical installation. BC20 for horizontal installation.
- **DSC5:** Condensate draining device when level differences must be exceeded.
- **VCH:** Kit composed of 3-way motorised valve and copper pipes and connections.
- **VCHD:** Kit composed of 2-way motorised valve and copper pipes and connections.

- **CHU\_L:** Ventilcassaforma, recessed installation template. For further details, refer to the specific data sheet.

Omnia ULI_P/PAF	vers.	16	26	36
<b>Thermostat</b>				
WMT21		•	•	•
SWAI		•	•	•
<b>VMF system</b>				
VMF-E4		•	•	•
VMF-E5		•	•	•
AMP10		•	•	•

Omnia ULI_P/PAF	vers.	16	26	36
BC10		•	•	•
BC20		•	•	•
DSC5	(1)	•	•	•
VCH		•	•	•
VCHD		•	•	•
Ventilcassaforma		CHU17L	CHU27L	CHU37L
ZU		•	•	•

(1) DSC5 is not compatible with trays BC10 - BC20

## Technical data

Omnia ULI		16			26			36		
Fan speed		H	M	L	H	M	L	H	M	L
<b>Heating Performance</b>										
<b>2 pipe configuration</b>										
Heating capacity (70°C)	(1) kW	2,91	2,12	1,54	4,62	3,83	2,89	5,94	4,87	3,53
Water flow rate	(1) l/h	255	186	135	405	336	254	521	427	310
Pressure drops	(1) kPa	4	2	1	5	8	11	7	13	18
Heating capacity (50°C)	(2) kW	1,70	1,25	0,93	2,75	2,24	1,67	3,54	2,86	2,08
Water flow rate	(2) l/h	206	153	122	349	289	220	487	394	286
Pressure drops	(2) kPa	4	2	2	10	7	4	16	11	6
Heating capacity (45°C)	(3) kW	1,45	1,05	0,77	2,30	1,91	1,44	2,96	2,42	1,76
Water flow rate	(3) l/h	251	183	133	399	331	249	513	420	305
Pressure drops	(3) kPa	4	2	1	5	8	11	7	12	18
<b>Cooling Performance</b>										
Total cooling capacity	(4) kW	1,20	0,89	0,71	2,03	1,68	1,28	2,83	2,29	1,66
Sensible cooling capacity	(4) kW	0,99	0,71	0,54	1,64	1,33	0,99	2,04	1,62	1,16
Water flow rate	(4) l/h	206	153	122	349	289	220	487	394	286
Pressure drops	(4) kPa	5	3	2	11	8	5	19	13	7
Water content	l		0,5			0,8			1,1	
<b>Fans</b>										
Fan	type/n°	centrifugal/1			centrifugal/2					
Air flow rate	m³/h	240	160	110	350	270	190	460	350	240
<b>Sound data</b>										
Sound power level	(5) dB(A)	48	43	34	48	43	35	50	43	34
Sound pressure level	dB(A)	40	35	26	40	35	27	40	33	26
<b>Diameter connections</b>										
Standard coil	Ø	1/2"			1/2"			1/2"		
<b>Electrical Features</b>										
Absorbed power	W	12	8	6	15	10	7	18	12	8
Max. input current	A		0,16			0,16			0,25	
Signal 0-10V	%	83	56	38	90	70	49	90	70	48
Power supply	V/ph/Hz	230V~50Hz								
<b>Energy Efficiency classification (EUROVENT)</b>										
FCEER		D			D			D		
FCCOP	(6)	D			D			D		

H max. speed; M med. speed; L min. speed

(1) Room air 20°C b.s.; Water (in/out) 70°C/60°C;

(2) Room air 20°C b.s.; Water (in) 50°C; Water flow rate as in cooling mode (EUROVENT)

(3) Room air 20°C b.s.; Water (in/out) 45°C/40°C (EUROVENT)

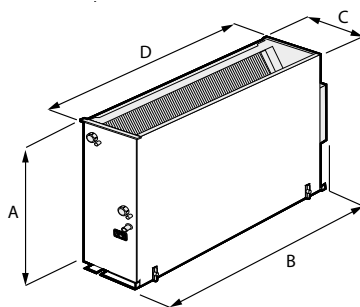
(4) Room air 27°C b.s./19°C b.u.; Water (in/out) 7°C/12°C (EUROVENT)

(5) Sound power level on the basis of measurements made in compliance with Eurovent 8/2

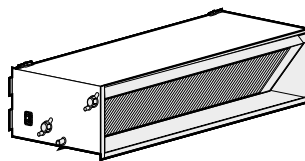
(6) FCCOP Related to: Room air 20°C b.s.; Water (in) 50°C; Water flow rate as in cooling mode

Sound pressure level (A-weighted) measured in the room with volume V=85m³, reverberation time t = 0.5 s; Direction factor Q = 2; Distance r = 2.5m

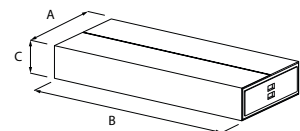
## Dimensions (mm)



Vertical installation



horizontal installation



PACKAGING design example

OMNIA ULI_P / PAF		16	26	36
Height	A mm	465	465	465
Width	B*/D mm	530.5/470.5	761.5/701.5	981.5/921.5
Depth	C mm	171	171	171
Weight <sup>1</sup>	kg	11.6	14.9	18.3
<b>PACKAGING design example</b>				
A/B/C	mm	590/275/820	590/275/1050	590/275/1270

\*overall dimensions

<sup>1</sup> Weight standard unit without accessories

Aermec reserves the right to make all the modifications deemed necessary for improving the product, including technical data.

**Aermec S.p.A.**

Via Roma, 996 - 37040 Bevilacqua (VR) - Italia

Tel. 039 0442633111 - Telefax +39 044293577

www.aermec.com